

SUNY DOWNSTATE MEDICAL CENTER
College of Health Related Professions: Pass Rates, National Licensure Exams

		2010	2011	2012	2013	2014	2015
Diagnostic Medical Imaging (BS)	Downstate	23	16	19	19	22	16
	%	96%	81%	79%	100%	91%	89%
National		N/A	N/A	N/A	N/A	N/A	N/A
Midwifery (MS)*	Downstate	10	11	13	10	14	7
	%	50%	91%	85%	60%	79%	100%
National		78.69%	84.30%	89.40%	83.80%	91.89%	93.20%
Occupation Therapy** (MS)	Downstate	29	32	34	33	27	34
	%	96%	100%	97%	100%	100%	100%
National		82%	84%	85%	84%	N/A	
Physical Therapy (BS/DPT)	Downstate	20	17	17	21	17	17
	%	85%	88%	88%	86%	82%	94%
National		83%	89%	82%	85%	91%	91%
Physician Assistant*** (BS)	Downstate	29	40	25	33	37	38
	%	97%	75%	100%	91%	92%	92%
National		94%	91%	93%	94%	95%	96%

Note: Medical Informatics does not have an examination for the profession at this time. The American Board of Preventive Medicine sponsors a national exam called National Board in Clinical Informatics. The qualification for the exam is a medical degree. Two of the physicians that graduated from the program have passed the exam.

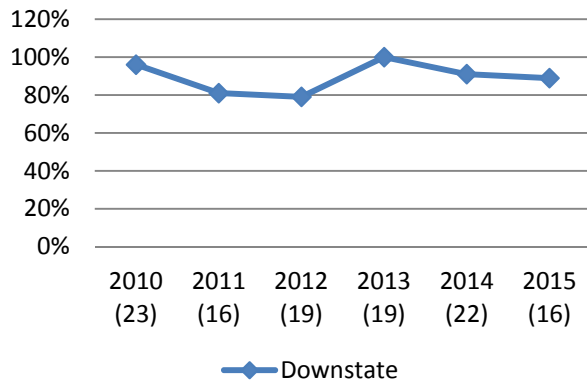
*The Midwifery Program instituted changes in admission requirements in 2011 in response to the low pass rate in 2010. In response to the low pass rate in 2013, the Midwifery Program moved courses essential to the exam closer to the end of the program and revised remediation and review efforts.

**Occupational Therapy: national exam averages are no longer reported.

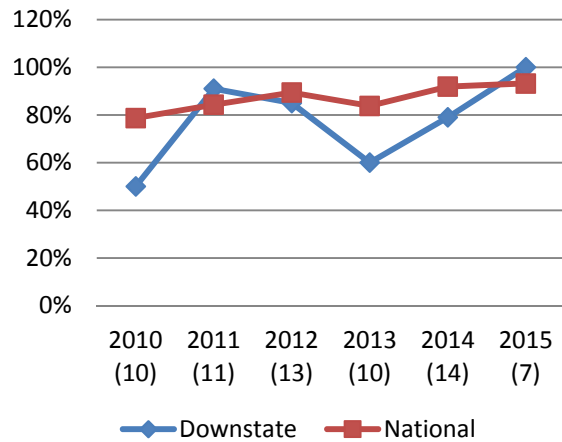
***The Physician Assistant Program enhanced remediation efforts and improved their advisement in response to the 2011 rates.

College of Health Related Professions: Pass Rates, National Licensure Exams

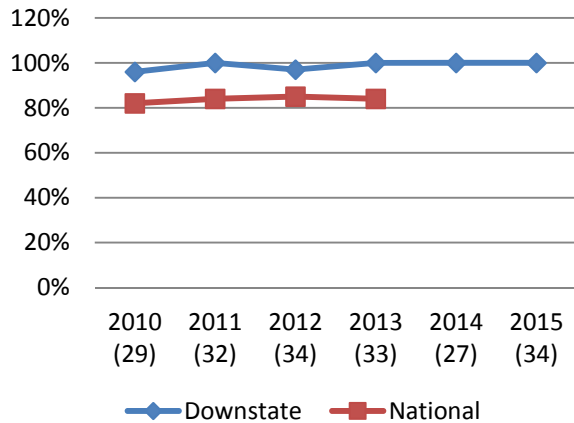
Diagnostic Medical Imaging



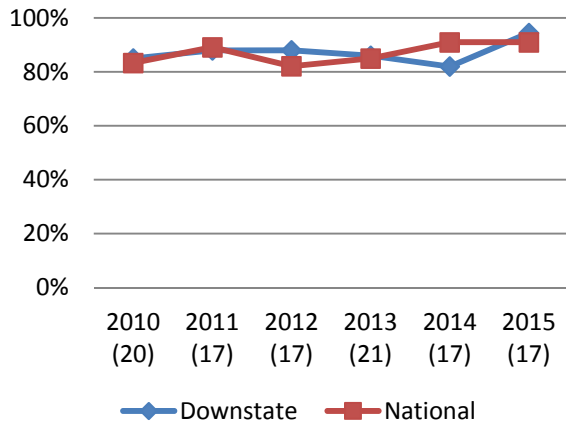
Midwifery



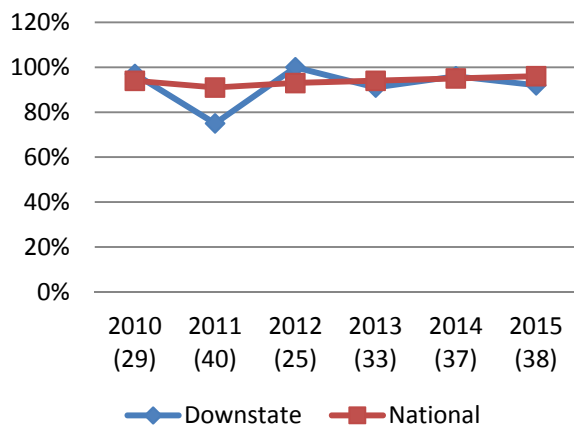
Occupational Therapy



Physical Therapy



Physician Assistant



College of Health Related Professions: Employment Rates

	2010	2011	2012	2013	2014	2015
Diagnostic Medical Imaging	81%	85%	42%*	81%	87%	81%
Midwifery	67%	80%	80%	77%	73%	57%
Occupation Therapy	98%	95%	93%	98%	100%	100%
Physical Therapy**	100%	100%	85%	80%	95%	100%
Physician Assistant	100%	92.5%	100%	100%	92%	91%
Medical Informatics	89%	93%	92%	94%	96%	100%

(Note: These data are incomplete as not all graduates return the 6 month or 1-year employment survey. In addition, some graduates elect not to start work immediately for personal or family reasons.)

* 5 grads out of 26 went on to graduate programs.

** The PA Program is required to provide professional reference letters for each PA's first job.

Therefore, they know who is employed by 4-6 months after graduation.

