

SUNY DOWNSTATE MEDICAL COLLEGE
COLLEGE OF MEDICINE

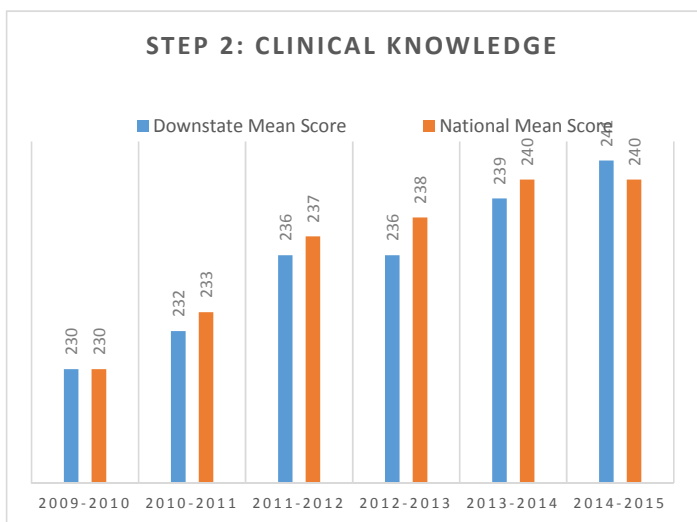
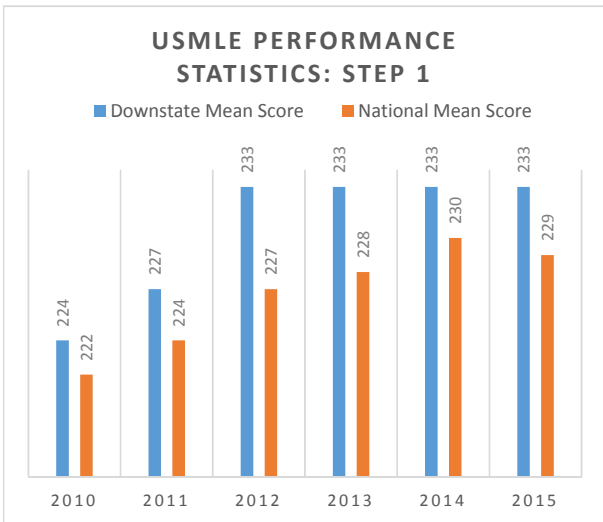
National Licensure Results

USMLE Performance Statistics Academic Years 2009 Thru 2015

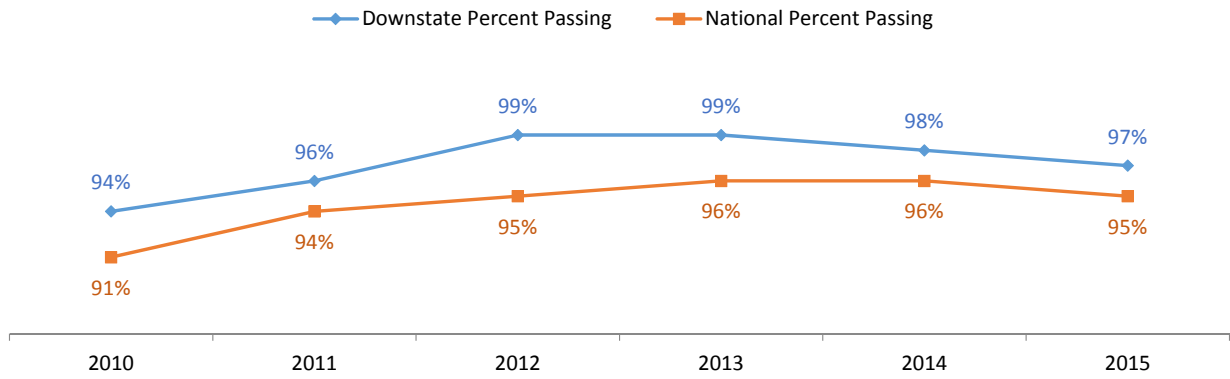
Step 1	2010	2011	2012	2013	2014	2015
Downstate Percent Passing	94%	96%	99%	99%	98%	97%
National Percent Passing	91%	94%	95%	96%	96%	95%
Downstate Mean Score	224	227	233	233	233	233
Downstate Number Examined	182	175	184	180	178	192
National Mean Score	222	224	227	228	230	229

Step 2: Clinical Knowledge	2009-2010	2010-2011	2011-2012	2012-2013	2013-2014	2014-2015
Downstate Number Examined	182	198	189	217	221	259
Downstate Percent Passing	97%	99%	99%	98%	96%	98%
Downstate Mean Score	230	232	236	236	239	241
National Percent Passing	97%	97%	98%	98%	97%	95%
National Mean Score	230	233	237	238	240	240

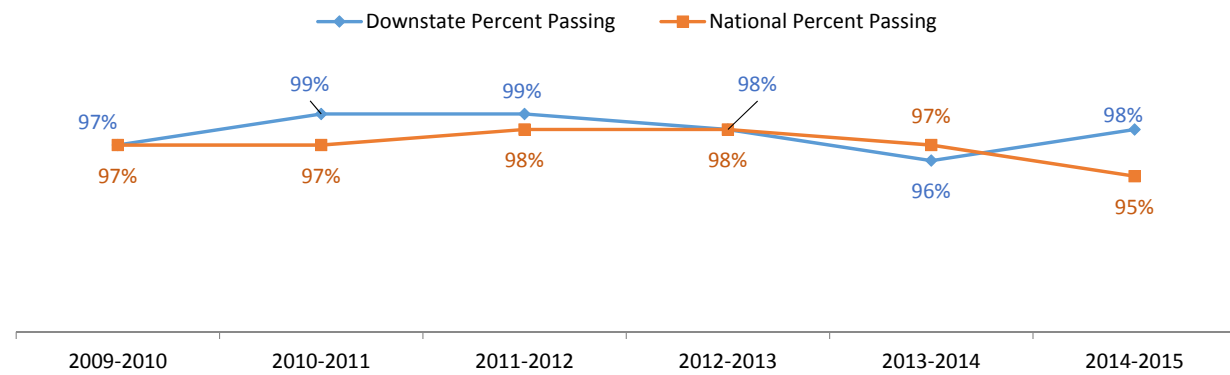
Step2: Clinical Skills	2009-2010	2010-2011	2011-2012	2012-2013	2013-2014	2014-2015
Downstate Number Examined	179	196	190	216	221	204
Downstate Percent Passing	96%	94%	95%	97%	92%	97%
Downstate ICE/CIS	100%/96%	98%/96%	99%/96%	97%/100%	95%/95%	98%/99%
National Percent Passing	97%	97%	98%	98%	96%	96%
National ICE/ICS	98%/99%	98%/99%	98%/99%	98%/99%	97%/98%	98%/98%



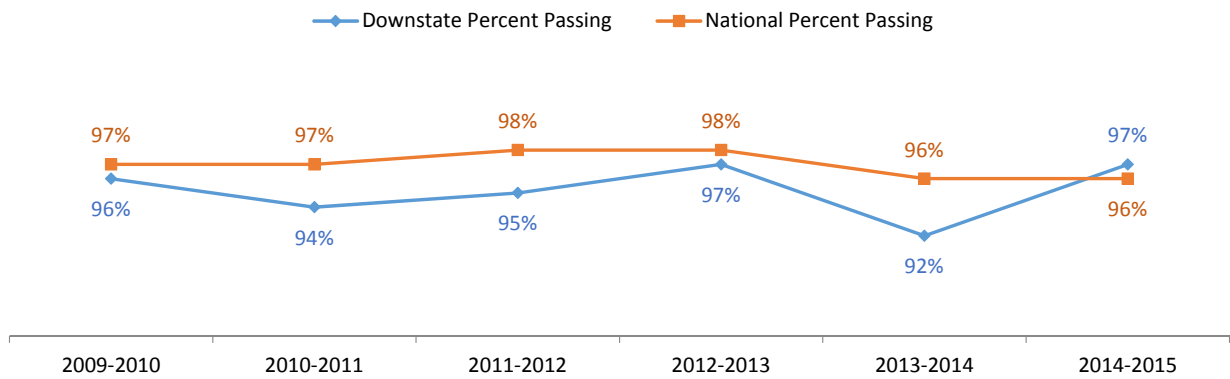
USMLE Performance Statistics: Step 1



Step 2: Clinical Knowledge



Step 2: Clinical Skills



DOWNSTATE EMPLOYMENT RATES RESIDENCY MATCH STATISTICS

■ # of Graduates Matched ■ # of Graduates Applying for Residency

