

SUNY DOWNSTATE MEDICAL CENTER

College of Health Related Professions: Pass Rates, National Licensure Exams

		2010	2011	2012	2013	2014	2015	2016	2017
Diagnostic Medical Imaging (BS)	Downstate	23	16	19	19	22	16	21	21
	%	96%	81%	79%	100%	91%	89%	86%	89%
	National	N/A	N/A	N/A	N/A	N/A	N/A	N/A	N/A
Midwifery (MS)	Downstate	10	11	13	10	14	7	14	11
	%	50%	91%	85%	60%	79%	100%	93%	91%
	National	79%	84%	89%	84%	92%	93%	95%	93%
Occupation Therapy (MS)	Downstate	29	32	34	33	27	34	33	33
	%	96%	100%	97%	100%	100%	100%	100%	97%
	National	82%	84%	85%	84%	N/A			
Physical Therapy (BS/DPT)	Downstate	21	20	16	21	23	17	24	24
	%	100%	100%	100%	95%	100%	94%	100%	100%
	National	83%	99%	99%	99%	99%	97%	99%	97%
Physician Assistant (BS)	Downstate	29	40	25	33	37	38	37	34
	%	97%	75%	100%	91%	92%	92%	84%	94%
	National	94%	91%	93%	94%	95%	96%	96%	97%

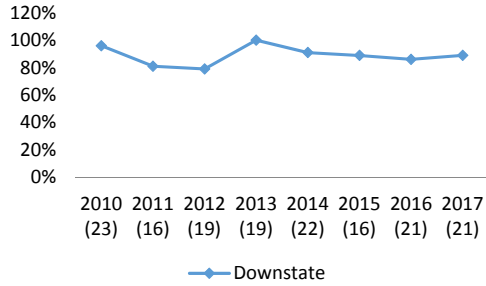
Note: Medical Informatics does not have an examination for the profession at this time.

Diagnostic Medical Imaging: National results are not available.

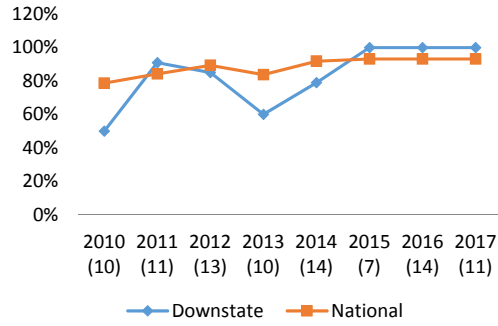
Occupational Therapy: National exam averages are no longer reported

College of Health Related Professions: Pass Rates, National Licensure Exams

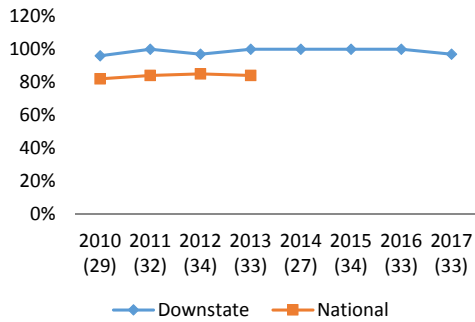
Diagnostic Medical Imaging



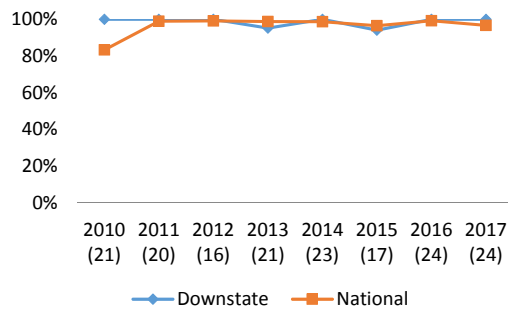
Midwifery



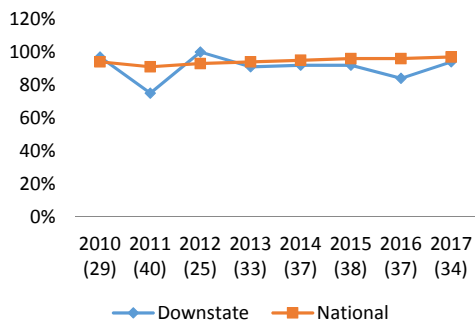
Occupational Therapy



Physical Therapy



Physician Assistant



College of Health Related Professions: Employment Rates

	2010	2011	2012	2013	2014	2015	2016	2017
Diagnostic Medical Imaging	81%	85%	42%	81%	87%	84%	81%	90%
Midwifery	67%	80%	80%	77%	73%	57%	53%	70%
Occupation Therapy	98%	95%	93%	98%	100%	100%	100%	100%
Physical Therapy	100%	100%	85%	80%	95%	100%	100%	100%
Physician Assistant	100%	92.5%	100%	100%	92%	91%	97%	92%
Medical Informatics	89%	93%	92%	94%	96%	100%	100%	100%

(Note: These data are incomplete as not all graduates return the 6 month or 1-year employment survey. In addition, some graduates elect not to start work immediately for personal or family reasons.)

